

armãda

welcome to your floating paradise

summer 2026 : a force on the move





oh, hello there!

welcome to armada. we are so pleased to meet you!

Here is everything you need to prepare for your week of island hopping adventures. Have a read through and let's get excited...

- Pre-travel checklist
- Travel tips
- Arrival and departure info
- Money money money
- Your floating home
- What to expect from the week
- Competitions and time to play
- How to stay safe
- Helpful hints and tricks
- Your friendly reps



armãda

the world of armada

island to island,
party to party

explore ã



island hop
safari ·
paradise
picnics ·
explore caves
& coves ·
natural bay
dips · crystal
blue dives ·
hidden trails

ã play



wave olympics ·
love boats · daily
floatie time ·
flamingle · splash
up · wave rave ·
inflatable heaven ·
on board
soundtracks

party ã



sundown takeovers ·
off-shore floating ·
open and close parties
· club nights on a
beach · tropic floatie
party · the after party ·
moonstruck raft party ·
après sea time · disco
at sea

ã experience



sunrise
breakfasts ·
beachside
brunches ·
anchor down
feasts · après
soleil on deck ·
flag odyssey

be ã



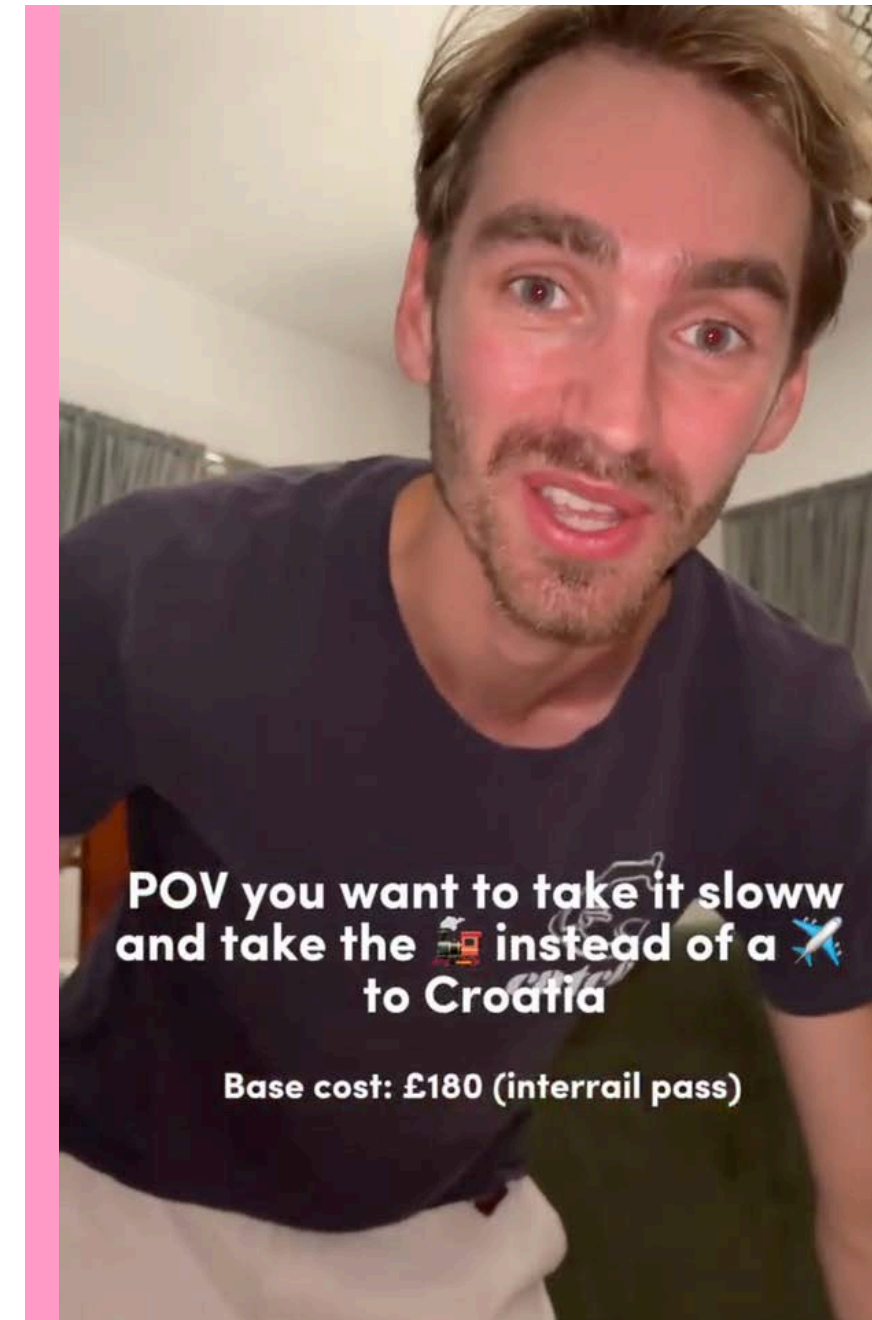
swim every day in
turquoise paradise
· soak in the sun ·
skies full of stars ·
waveside
meditations ·
shimmer sessions ·
stretches at dawn
· breeze & mind ·
parade of flags

armãda

an adventure before the adventure?


We're inviting you guys to get off that Skyscanner app already and consider a little more adventurous and sustainable route to your starting point by avoiding air travel altogether.

You'll get the chance to tick another few beautiful spots off that bucket list en route, and arrive happy you've done your bit. We've put together a [blog post](#) with some ideas, or one of our content creators James covered his epic journey last year.





pre-travel checklist



Travel insurance

Please ensure your policy covers sailing, and if asked, you will not be sailing more than 12 miles offshore (its a typical exclusion) at any time throughout the week.



Packing list

Swimmies and sunnies are your basics, but we've got a handy list of things you might want to bring to fully enjoy the armada experience.

[see here](#)

arrival & departure

You'll start and finish your week from a base in Trogir. Trogir town is located just 10 kilometers from Split Airport.

Trogir, Croatia



Your E-Ticket will be sent to you a few days before you travel with final arrival instructions, including the name and address of the marina in Trogir where your yacht will be moored.




Check in opens at 4pm on Saturday afternoon but yachts are often not ready until 6pm. If you get there early, relax with a drink in the sunshine and wait for your floating home to be ready



If you're arriving after 7pm, our check-in tent will be packed away. Please head straight to your yacht (details will be sent to you).



Checkout...we will return to base by 3pm on Friday afternoon. You must be off your yacht by 6pm on Friday evening



getting to base

the closest airport to our base is Split Airport. You can also fly to Zadar or Dubrovnik, which means a longer transfer in Croatia, but prices are often cheaper. From here...



taxi

Metered taxis operate from outside the arrivals building and a taxi from the airport to Trogir will cost around €30. Uber & Bolt operate in Croatia, and may be cheaper options, although you will need to arrange pick up from just outside the airport



bus from split airport

Bus 37 departs every 20 minutes and takes approximately 15 minutes to get to Trogir Town, dropping you on the main road by the Supermarket.



bus from zadar

Zadar to Trogir takes around 2 hours and costs approximately €10 per person. We can also organise direct transfers in a mini-van, which costs €30-40 per person for up to 8 people. Just drop us an email.



transfers

JamTransfer is a multi-national company dedicated to airport taxi and transfer services if you would prefer to book in advance

[more info](#)



**money
money
money**

Cash machines are readily accessible and widely available. ATMs usually accept standard international credit and debit cards including Visa and Mastercard and travel cards including Monzo.

- Remember to feed your skipper! When chartering skippered-yachts, it is common courtesy to account for your skipper's meals, whether cooking an extra portion for them, or splitting the cost of their meal if you're eating out.
- At the end of your week, the yacht will need to be re-filled with diesel. We estimate this will cost around 20€pp but obviously the more you've sailed and the less you've motored, the less you'll have used!



your floating home

Your yacht is your home for the week, and unless you packed Dobby the house elf in your duffel bag/backpack, keeping it clean and tidy is down to you. It's pretty simple - leave it just as you found it.

The charter companies will charge an additional cleaning fee if the yachts are returned in a poor state, so keep your yacht clean and tidy throughout the week to save a big cleaning job on your final morning.

Also, remember when the sails go up on a yacht, the yacht leans to one side, so anything not secured can fall into the sea. Therefore, it's best practice to put everything away in your cabin once you've finished using it, to save mess or damage to belongings while out on the water.

remember to fly your flag high



And follow the armada floating soundtracks to play out on deck; a different beat for different times of the day



your armãda week

the route and programme are subject to change depending on the weather

we cannot wait to show you what armada is all about. Here is a bit of a taster into what your week may look like. The schedule changes day by day and week by week so your reps will communicate the plans each day. BUT just to give you an idea...

[the armada treasure map](#)

saturday

Base

Check in at the armada base, dump your bags onboard and spend the day uncovering historic secrets from the cobbled streets. Meet your skipper and reps for the week as you hear the programme and settle in watching your first island sunset.

sunday

Supetar

Spend the day dancing away with your boating besties on your own floating home with a banging onboard soundtrack and your cold beers supplying the good vibes. Enjoy, as your skipper takes you to your next stop, Supetar, just a couple of hours across the bay. Moor up and head to join the rest of the crew at the beach bar welcome party.

monday

Makarska

Wake up, suit up, and shake off any cobwebs with a refreshing morning dip in the crystal-clear waters. From there, it's anchors up as you sail towards the stunning coastal town of Makarska. Spend the afternoon wandering through Makarska's backstreets, where you'll stumble across independent bars, tucked-away restaurants, and local spots. As the day rolls into evening, get your crew together and get ready for a night at Sol Music Bar, where the energy picks up and the memories keep building.

tuesday

Bol

In the morning we set sail for the island of Bol, and get to enjoy one of the world's best beaches - the Zlatni Rat. If you're looking for something more active, take on the epic inflatable waterpark. Then change into your best white outfit, grab the palest bottle of rose in sight and join your crew for the most picturesque pre-drinks you could imagine. Then join the rest of the flotilla as we head to an epic beach club for the infamous White Party and a night you could quite possibly forget.

wednesday

Raft Party

Treat yourself to breakfast al fresco on the medieval streets of Bol, then sail away to our favourite hidden bay past islands and landscapes so beautiful you'd swear you'd hopped into Mamma Mia. Arrive mid afternoon and join the tunnel raft, creating the ultimate floating dance floor. Expect floaties, and some flamingling. As the darkness comes allow yourself to be mesmerised by the speckled starry night skies of the Adriatic ocean.

thursday

Palmizana

Whether you're seeking a flaky pastry and strong coffee or quite possibly a Bloody Mary we'll spend the morning sailing to the beautiful spot, Palmizana, by Hvar. In the evening, we'll hop in a water taxi and migrate en masse to some of Croatia's most (in)famous bars, bask in the unbelievable golden hour and sunset at Hula Hula.

friday

Back to Base


Sleep in and rest your (sore but happy) heads, whilst we return to base on Friday afternoon to prepare to check-out and then depart. Get ready to head back home with the knowledge you have made friends for life. Cue the mopey playlist for the flight home. Argue with your friends about which route you'll do next year.



**daily floatie time
(après sea)**



**sundowners &
moonlit parties**



**island hop &
explore**

**our
partners,
your
benefits**



kit up your crew with...

OOSC swimwear summer is here



Not only will our colourful partners @ OOSC swim be joining us out at sea for some island hopping shenanigans, but they're offering an exclusive 20% discount for you and your crew to get kitted out armada style. Go BIG with bright and bold colours. Matchy Matchy.

exclusive discount

code: **yourarmada20**

[shop here](#)



armada

competition

look out on social for how to win some free swimmies.

the official armada week
eyewear partner

Sungod

Whether you're racing dinghies, cruising coastlines or crossing oceans. Make the most of your 20% with our favourite eyewear provider and enhance your experience at sea.



armada

exclusive discount

code:

available upon request*

[shop here](#)

*Email us via hello@armada-week.com and we'll share your unique code to use online

competition

Fancy a pair, or two for free?
Keep an eye on your emails.

8 ways to be more sustainable this **armãda** week.

1. Bring a refillable water bottle to reduce plastic waste.
2. Consider eco-friendly transportation options instead of air travel.
3. Help keep the ocean clean by picking up any plastic or rubbish you see while on board.
4. Join us for a group beach clean during the trip to help preserve the beauty of the beaches we visit.
5. Use sea-safe sun cream, like Hawaiian Tropics 100% Mineral Actives, which is under £10 and provides UVA and UVB protection without chemical filters or parabens.
6. Save water by showering less during the trip.
7. Say no to plastic straws.
8. Recycle using recycling bins you'll find along the way.



sustainability looks good on you.



shopping list

armãda


a handy list to use when grabbing those all important yacht provisions for the week ahead as well as some FUN inspiration to get creative on deck.

Check out our food shopping guide and a few cheeky, sunshine filled recipes brought to you by MasterChef quarter finalist and all round food lover, Hannah Gregory [@wandersups](#)

- **Sunrise breakfasts**
- **armada cocktail recipes**
- **Simple yet super tasty pasta recipe**
- **Anchor down lunchtime feast ideas**

[get your list & inspo here](#)

WanderSupps 🍴🍴






respect the area & keep safe

respect the area

stay hydrated


recycle

don't litter




personal responsibility

Your safety is of paramount importance to us. We are not here to mother you and there is a huge amount of personal responsibility that must be taken on board by each and every person. Look after each other



water safety

Please remember that you are surrounded by water, which adds a certain 'danger' level to the holiday, particularly when drinking is involved. Look after yourself and each other. Take care around the water, stepping on and off your yacht and walking on pontoons



drinking: the rules

1. Do not sail your yacht if you have been drinking.
2. Do not swim in the ocean if you have been drinking.
3. Do not operate a dinghy, with or without an outboard engine if you have been drinking.
4. If drinking on board your yacht at night when at anchor, we ask that you wear a lifejacket. You may look a bit silly but hey, it's worth it
- 5: Please be careful in shallow waters- do not dive in !

expectations

To make sure you have the best time and know what to expect from us on your trip, please take note of the following:

direct contact with your armada team

Contact levels are different vs. other holiday types where you are in one base the whole time. Communication about the daily schedule is mainly via WhatsApp channels. Your reps will drop in when you get into the day's stop, but remember they might be busy setting up an exciting event for you later!

independent adventure

armada is a choose-your-own-adventure week, and best part of that is getting to be independent! You'll get the most out of your armada experience by taking ownership of your time, exploring on your own, working out the boat, getting your provisions, etc. Maybe you'll discover a hidden gem we've never seen!

different types of armada crew

Our reps are there to make sure you have the best time when moored up, from the best places to eat, to sunset cocktails, they'll keep you entertained on land! Our skippers are the experts on water. They'll get you safely from A to B. Please note, they are not there to be a rep and you will see your reps on land.

look out for each other

Our armada crew will always try and help when possible, but we cannot be an emergency service. Just as you would back home or on an independent holiday, it is you for you decide if the emergency services are required - please call 112.

The logo for 'armãda' is located in the top right corner. It features the word 'armãda' in a dark blue, lowercase, sans-serif font. The letter 'ã' is stylized with a tilde (~) over it. Each letter has a small colored dot: 'a' is pink, 'r' is yellow, 'ã' is green, and 'd' is blue.

top tips for enjoying your week



extra things you can do



be your own DJ:

Don't forget to curate your own Spotify playlist with your fave banging tunes for pure positive vibes 🙌 Some of the boats will have bluetooth but bring an aux cord with you to be safe.



hang with the flotilla. we're a force on the move:

Expect there to be a flotilla of boats on your week, each sailing independently. Throw yourself into our specially designed evening events to get to know everyone. You never know, you might meet your besties for life...



don't risk low battery mode:

Although there will be USB ports on board, you might want to bring a battery pack to make sure your phone stays powered, so you can capture those all-important 'gram-worthy pics and vids 📸



no roads (or sea sickness) where we're going.

We sail on flat waters like a lake, so you're unlikely to suffer from seasickness. If you are prone to being a bit queasy on boats, bring some Stugeron and stay on deck when the yachts are moving.



want even more adrenaline?

Speak to a member of the team to book even more thrilling watersports or land adventures like Vespa riding, jet skiing or paragliding.



learn the lingo:

Check out our lowdown on all sea terms. Think pirates after a few beers.



swap suitcases for soft luggage:

the cabins are cosy and the storage is tricky for hard cases so bring duffels or backpacks instead.



card/party games:

To liven up those drinking games.



keep in touch:

Use a WhatsApp group for your everyone on your yacht, to easily communicate plans throughout the week.



sunscreen sunscreen sunscreen:

we cannot emphasize this enough



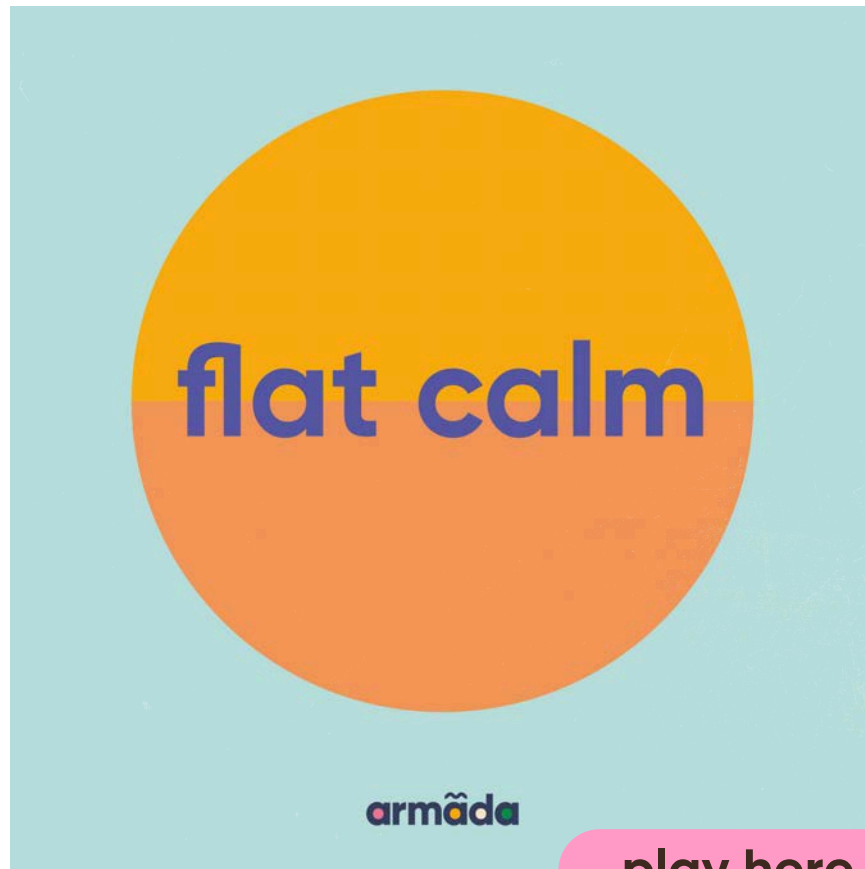
get on the road, sorry, sea:

Aim to leave between 10/11am each morning. It's easy to lounge around until after mid-day, but the yachts need to get into harbour and are parked by 4/5 most days, so don't waste valuable swim time hanging around each morning.




don't lose your boat:

On arrival, take a photo of your yacht name (it's on the back of the yacht) and save the photo as your screen saver on your phone. All yachts look very similar when you're returning back to them after a couple of drinks, things can get a little tricky sometimes



[play here](#)



[play here](#)



[play here](#)



[play here](#)

armãda

download the armada playlists



**this is
waiting
for you**

see you soon

armãda



contacts for you

If you need anything on your way to base, please call
James (+44 7739 731329)

On the way to base, you should receive a message
from your skipper (on WhatsApp) who from that point
on will be your main point of contact.

have a great time

and don't forget to follow and float with us here



[follow us here](#)